

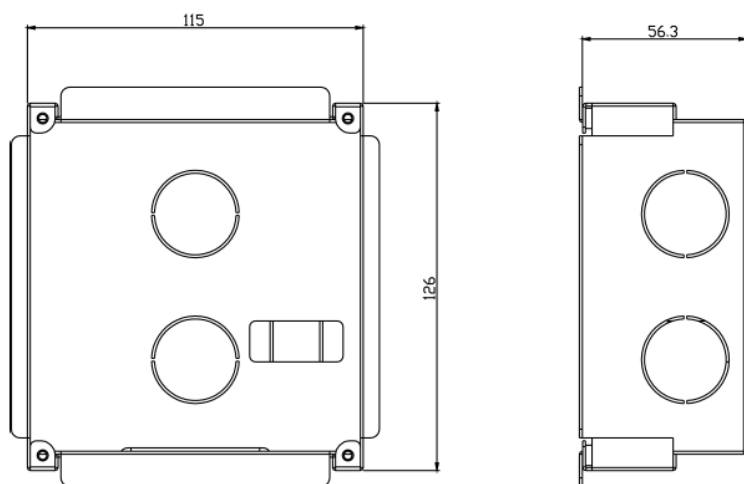
## Flush Mounted Box for DAHUA-246 VTO2000A



### Features

- Material: Metal
- Size: 125mm\*135mm\*56mm
- Weight: 0.8 Kg
- Flush mounted box

### Dimensions



### Installation Step

- Step 1. Dig a hole on wall, its dimension is 117\*128\*80(mm). See Figure 1
- Step 2. Embed metal bracket into wall until its four peaks lean against the wall. See Figure 2.
- Step 3. Align the device on metal bracket according to screw hole. At 2 spots fasten screws

**VT0B107**

(M3×8 Cross recessed countersunk head tail machine screws --- galvanizing white), and fix device on metal bracket. See Figure 3.

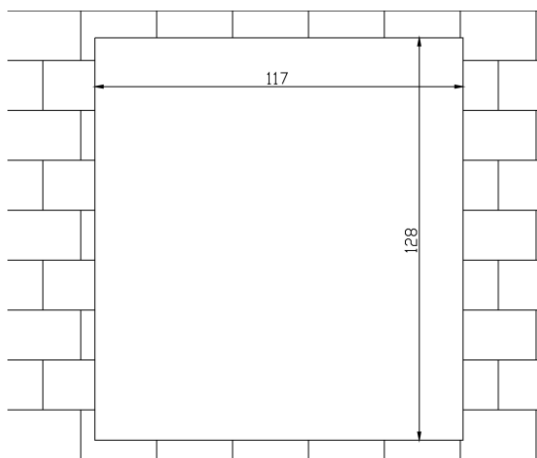


Figure 1

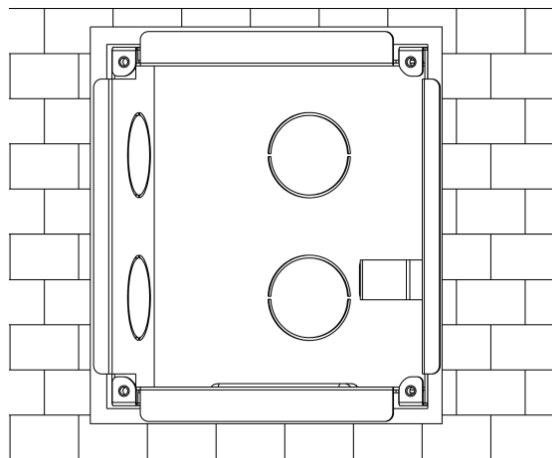


Figure 2

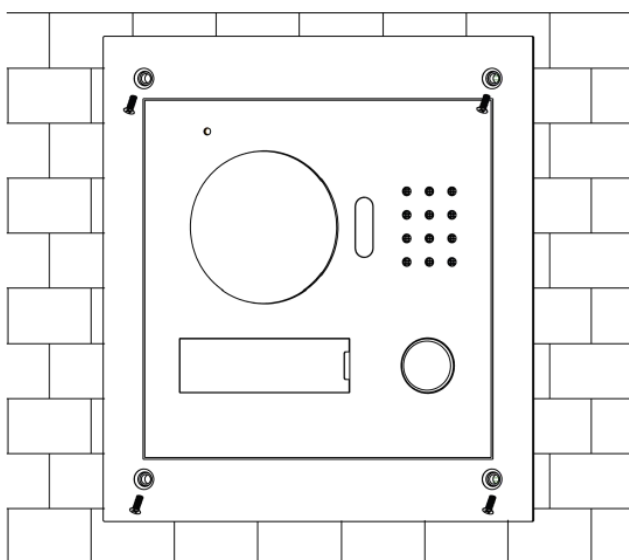


Figure 3

**Dahua Technology Co., Ltd.**

1199BinAn Road, Binjiang District, Hangzhou, China

Tel: +86-571-87688883

Fax: +86-571-87688815

Email: [overseas@dahuatech.com](mailto:overseas@dahuatech.com)

[www.dahuatech.com](http://www.dahuatech.com)

\*Design and specifications are subject to change without notice.